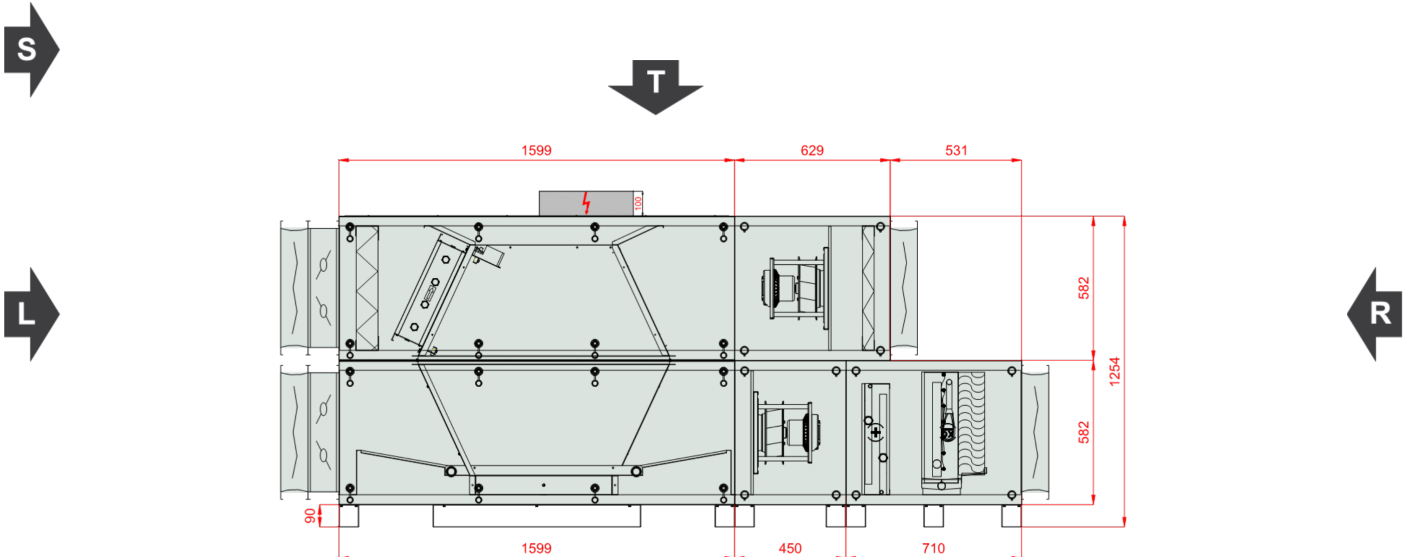


Type	RecoveryHexVerticalCompact
Unit Type:	Indoor
Project Tag	13577222
Size	VVS030c
Set	VVS030c-R-FPVHC/VVS030c-L-FVP_cd
Insulation thickness	40 mm
Insulation	Mineral Wool
Weight of the set (+/- 10%)*	470 Kg
Supply airflow 2	3300.00 m³/h
External pressure	300 Pa
Exhaust airflow 2	3300.00 m³/h
External pressure	300 Pa
SFP Winter	2.20 kW/m³/s
SFP Summer	2.27 kW/m³/s
Ecodesign	Yes (2018 +)
Eurovent Energy efficiency class (Winter 2016 / Summer 2020)	A+ 2016

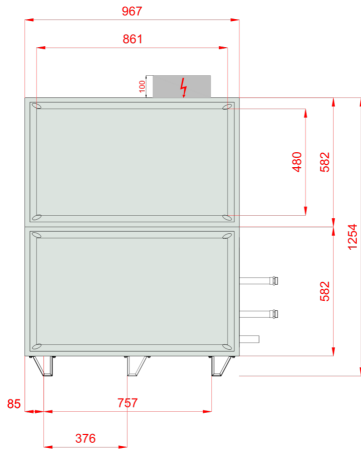


Inspection Panels

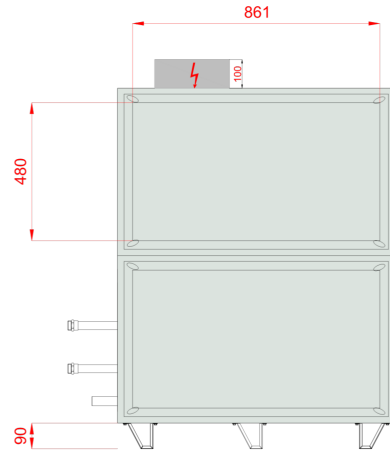


Comment 1:

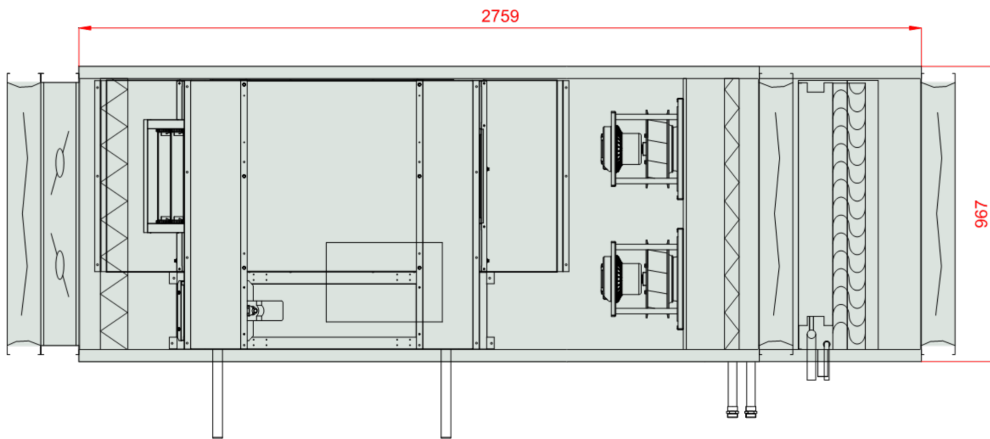
Front View (left)



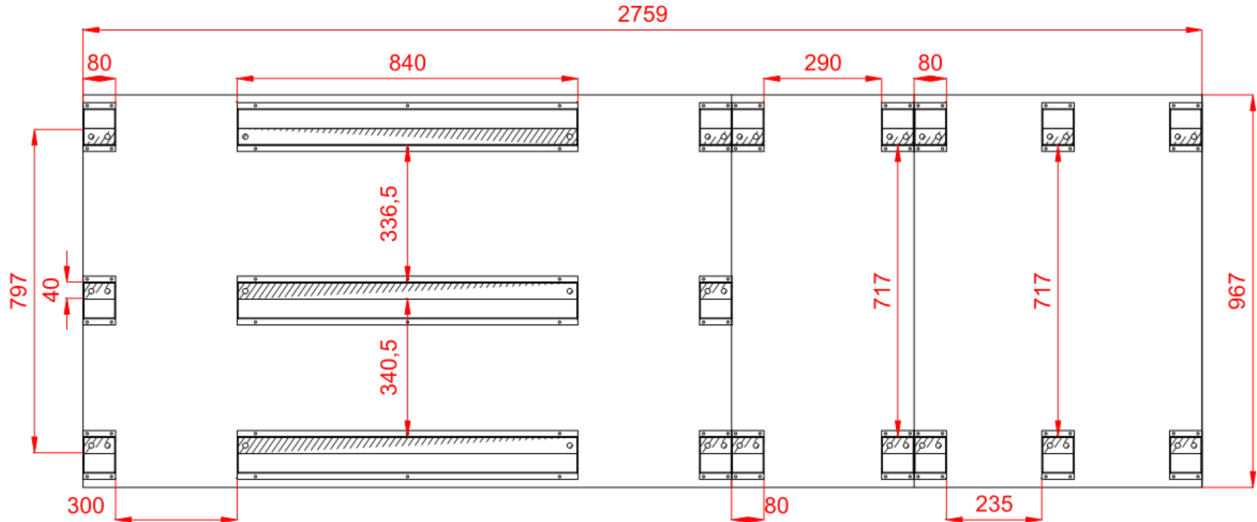
Front View (right)



Top View



Frame Top View, within the AHU outline contour



Sizes [mm]

Air intake Supply	FF	861x480	Lt 2759	Hi 502	Wi 887
Air outlet Supply	FF	861x480	LtA 3104	H 672	W 967
			L1 2759	H2 1254	
Air inlet Exhaust	FF	861x480	L2 2228	Hf 90	
Air outlet Exhaust	FF	861x480	L22 531		

Unit design

40mm insulated walls , double skin made of steel

Unit Power Supply 400V/3ph/50Hz

Casing anti-corrosion protection: Aluzinc AZ 150. Corrosion resistance (salt spary test): over 2400 hours

In case of delivery with controls a base unit fully wired, with pre-configured controller and EC motors drives

Energy recovery efficiency exceeding 86% (for EC 1253/2014 conditions)

Temperature Conditions

Reference atmospheric pressure 101325 Pa

Winter outdoor reference temperature -20.0 °C

	External air			Return air		
	DBT	RH	DA	DBT	RH	DA
Summer	32.0 °C	45 %	1.2000 kg/m ³	20.0 °C	65 %	1.2000 kg/m ³
Winter	-20.0 °C	100 %	1.2000 kg/m ³	20.0 °C	40 %	1.2000 kg/m ³

Supply

Panel Filter

Type F7/50.EU7MPleat.Int.Sld

ePM2,5 65% (ISO16890) - EFF CLASS E Flat Mini-Pleat Filter[27.0]

Filter Energy Performance Class E

Winter operation

50% Dirty Air Pressure Drop 120 Pa
 Initial Air Pressure Drop 89 Pa
 100% Dirty Air Pressure Drop 150 Pa
 Air velocity 2.08 m/s

Air Filter Sizes

P.FLT (1-2-0301-0214) 2,000 x Pcs

Summer operation

50% Dirty Air Pressure Drop 120 Pa
 Initial Air Pressure Drop 89 Pa
 100% Dirty Air Pressure Drop 150 Pa
 Air velocity 2.08 m/s

Counter-Flow Recuperator (Hexagonal)

Type PCR VVS030c Hex

HIPS 2.0 (SR)

Winter operation

Supply

Intake air DBT / RH -20.0 °C / 100 %
 Discharge air DBT / RH 15.4 °C / 6 %
 Air velocity 2.63 m/s
 Pressure drop Wet / Dry Wet 206 Pa
 Air Pressure 101325 Pa
 Air Density 1.2000 kg/m³
 Air Volume Flow 3300.00 m³/h
 Recovery capacity Sensible / Total Total 39.2 kW
 Actual efficiency / at balanced flow Real / BalancedFlow 88 % / 88 %
 Dry efficiency in winter 80 %

Winter operation

Exhaust

Intake air DBT / RH 20.0 °C / 40 %
 Discharge air DBT / RH -6.4 °C / 97 %
 Air velocity 2.63 m/s
 Pressure drop Wet / Dry Wet 238 Pa
 Air Pressure 101325 Pa
 Air Density 1.2000 kg/m³
 Air Volume Flow 3300.00 m³/h
 Recovery Bypass Yes
 Air Damper Yes

Counter-Flow (Hex)

Max Internal Leakage 0.25%

Summer operation

Supply

Intake air DBT / RH 32.0 °C / 45 %
 Discharge air DBT / RH 23.8 °C / 74 %
 Air velocity 2.63 m/s
 Pressure drop Wet / Dry Wet 248 Pa
 Air Pressure 101325 Pa
 Air Density 1.2000 kg/m³
 Air Volume Flow 3300.00 m³/h
 Recovery capacity Sensible / Total Total -10.7 kW

Summer operation

Exhaust

Intake air DBT / RH 20.0 °C / 45 %
 Discharge air DBT / RH 29.9 °C / 36 %
 Air velocity 2.63 m/s
 Pressure drop Wet / Dry Wet 238 Pa
 Air Pressure 101325 Pa
 Air Density 1.2000 kg/m³
 Air Volume Flow 3300.00 m³/h
 Eco Design Class Eco Design



Recovery Additional Info

PlateExchangers

Plug-Fan Set

Fan Section PLUG_DD_225_0,74_1.33

EC_IE4_F_IMB14_71_1.33p_T	771.3.570-2	225 0.74kW 1.33x2
	Qty in section	x 2

Fan Set Designed for wet operating conditions

The fan system effects is taken into account in the fan performances.

Fan PLUG_VS_225_AF_Px 2

Total Static Pressure	745 Pa	Impeller efficiency: Static / Total	70 %/76 %
Dynamic pressure	63 Pa	Shaft power	0.49 kW x 2
External pressure	300 Pa	Working revolutions	4071 1/min
Total Pressure	808 Pa		
Winter operation		Summer operation	
Air Volume Flow	3300.00 m³/h	Air Volume Flow	3300.00 m³/h

Motor EC_IE4_F_71_IMB14_1.33p_0.74_50x 2

771.3.570-2	EC	50Hz	
	Rated revolutions	4500 1/min	
Operational Voltage	230 V/1 ph	Rated Power	0.74 kW x 2
Name plate RPM	230 V/1 ph/50 Hz		

EC Motor Controller

EC Controller Settings 45 Hz

Winter operation

EPC for mean contaminated filters	1.12 kW
EPC for clean filters	1.08 kW
SFP for clean filters	1.18 kW/m³/s

Summer operation

EPC for mean contaminated filters	1.18 kW
EPC for clean filters	1.14 kW
SFP for clean filters	1.25 kW/m³/s

Fan Section Power Supply Additional Info

C20/3

+ Hot Water Coil

Type WCL VVS030c 2R DT SH.St.St.Std **Number of rows** 2 **Connection Supply/Return:** 1"/1"

Standard Circuits	2,93 [dm ³]		
Medium	Water	Maximum working pressure	16 bar
Intake air DBT / RH	15.4 °C / 6 %	Discharge air DBT / RH	20.0 °C / 4 %
Air velocity	2.68 m/s	Pressure drop Wet / Dry Wet	56 Pa
Air Pressure	101325 Pa	Air Density	1.2000 kg/m ³
Air Volume Flow	3300.00 m ³ /h		
Total heating capacity	5.1 kW	Medium temperature	70.0 °C/50.0 °C
Medium flow rate	0.22 m ³ /h	Medium pressure drop	0.39 kPa

- DX Cooling Coil w/ Droplet Eliminator

Type DXC VVS030c 2R-1 TD SH.Cu.St.Std **Number of rows** 2 **Sections** 1 **Connection Supply/Return:** 5/8"/Ø28

	1,45 [dm ³]		DX VVS030c 2R-1 SH.Cu.St.Std 516
Medium	R410A	Maximum working pressure	38 bar
Intake air DBT / RH	23.8 °C / 73 %	Discharge air DBT / RH	20.0 °C / 82 %
Air velocity	2.95 m/s	Pressure drop Wet / Dry Wet / Dry	63 Pa / 33 Pa
Air Pressure	101325 Pa	Air Density	1.2000 kg/m ³
Air Volume Flow	3300.00 m ³ /h		
Cooling capacity: Sensible / Total	4.3 kW/8.2 kW	Evaporation temperature	6.0 °C
Medium flow rate	0.14 m ³ /h		

Acoustic data

Acoustic power level [dB(A)]	Frequency	125 [Hz]	250 [Hz]	500 [Hz]	1000 [Hz]	2000 [Hz]	4000 [Hz]	8000 [Hz]	Lw [dB(A)]
Inlet	[dB(A)]	57.0	63.2	61.0	55.9	52.4	56.0	53.1	67.0
Outlet	[dB(A)]	52.5	59.6	43.9	47.8	37.1	25.4	18.9	60.7
Environment	[dB(A)]	40.2	51.6	49.5	43.8	36.1	28.6	15.0	54.3

Acoustic pressure level at 1 meter distance [dB(A)]	Frequency	125 [Hz]	250 [Hz]	500 [Hz]	1000 [Hz]	2000 [Hz]	4000 [Hz]	8000 [Hz]	Lp [dB(A)]
	[dB(A)]	33.2	44.6	42.5	36.8	29.1	21.6	8.0	47.3



Exhaust airflow 3

Panel Filter

Type M5/50.EU5MPleat.Int.Sld

ePM10 40% - ISO 16890 - EFF CLASS E Flat Mini-Pleat Filter[26.0]

Filter Energy Performance Class E

Winter operation

50% Dirty Air Pressure Drop 108 Pa
 Initial Air Pressure Drop 67 Pa
 100% Dirty Air Pressure Drop 150 Pa
 Air velocity 2.08 m/s

Summer operation

50% Dirty Air Pressure Drop 108 Pa
 Initial Air Pressure Drop 67 Pa
 100% Dirty Air Pressure Drop 150 Pa
 Air velocity 2.08 m/s

Air Filter Sizes

P.FLT (1-2-0301-0202) 2,000 x Pcs

Plug-Fan Set

Fan Section PLUG_DD_225_0,74_1.33

EC_IE4_F_IMB14_71_1.33p_T 771.3.570-2 225|0.74kW|1.33x2

Qty in section x 2

Fan Set Designed for wet operating conditions

The fan system effects is taken into account in the fan performances.

Fan PLUG_VS_225_AF_Px 2

Total Static Pressure	647 Pa	Impeller efficiency: Static / Total	69 %/76 %
Dynamic pressure	63 Pa	Shaft power	0.43 kW x 2
External pressure	300 Pa	Working revolutions	3943 1/min
Total Pressure	710 Pa		

Winter operation

Air Volume Flow 3300.00 m³/h

Summer operation

Air Volume Flow 3300.00 m³/h

Motor EC_IE4_F_71_IMB14_1.33p_0.74_50x 2

771.3.570-2 EC 50Hz

Rated revolutions 4500 1/min

Operational Voltage 230 V/1 ph Rated Power 0.74 kW x 2

Name plate RPM 230 V/1 ph/50 Hz

EC Motor Controller



EC Controller Settings 44 Hz

Winter operation

EPC for mean contaminated filters 0.99 kW
 EPC for clean filters 0.94 kW
 SFP for clean filters 1.02 kW/m³/s

Summer operation

EPC for mean contaminated filters 0.99 kW
 EPC for clean filters 0.94 kW
 SFP for clean filters 1.02 kW/m³/s

Fan Section Power Supply Additional Info

C20/3

Acoustic data

Acoustic power level [dB(A)]	Frequency	125 [Hz]	250 [Hz]	500 [Hz]	1000 [Hz]	2000 [Hz]	4000 [Hz]	8000 [Hz]	Lw [dB(A)]
Inlet	[dB(A)]	51.8	65.2	71.1	71.4	69.8	64.3	58.7	76.4
Outlet	[dB(A)]	54.5	67.9	73.8	74.1	72.5	67.9	62.3	79.1
Environment	[dB(A)]	39.5	50.9	48.8	43.1	35.5	27.9	14.3	53.7

Acoustic pressure level at 1 meter distance [dB(A)]	Frequency	125 [Hz]	250 [Hz]	500 [Hz]	1000 [Hz]	2000 [Hz]	4000 [Hz]	8000 [Hz]	Lp [dB(A)]
	[dB(A)]	32.5	43.9	41.8	36.1	28.5	20.9	7.3	46.7

AHU Discharge and Intake Opening Sizes & Unit Accessories

Supply

Exhaust

Controls Selection Mode: Functional set

AHU Discharge and Intake Opening Sizes	Supply	Exhaust
Air Inlet	Front 861x480	Front 861x480
Air Outlet	Front 861x480	Front 861x480
Air Damper	Supply	Exhaust
Air Inlet	Provided	Not Provided
Air Outlet	Not Provided	Provided
Flexible Connection	Supply	Exhaust
Air Inlet	Provided	Provided
Air Outlet	Provided	Provided

Control application

Functional Code AP|1|2|0|0|0|0|0|6|3|0|0|0|0|1
 APP Code uPC3 (AP-169)
 Main Temp. Sensor Duct Exhaust

Human Machine Interface

Options

BMS	Yes	Differential Pressure Transducer	CAV
HMI Advanced (Settings)	Yes		
HMI Basic (User)	Yes		
Control Box	Yes		

Air damper actuators

Name	Code	Set
------	------	-----



Air Damper Actuator ON-OFF S 10Nm	ADMP.ACT.SET ON-OFF S 10Nm	1
Air Damper Actuator ON-OFF 10Nm	ADMP.ACT.SET ON-OFF 10Nm	1
Air Damper Actuator 0-10 2Nm	ADMP.ACT.SET 0-10 2Nm	1
Air Damper Actuator 0-10 10Nm	ADMP.ACT.SET 0-10 10Nm	1

Temperature sensor

Name	Code	Set
Resp_Controls_TempSensors_Temp. Sensor NTC10k (Outdoor)	Temp. Sensor NTC10k (Outdoor)	3
Duct temperature sensor NTC 10k	Temp. Sensor NTC10k (Duct)	1
Strap-on temperature sensor NTC 10k	Temp. Sensor NTC10k (Strap-on)	1

Hydronic Coils Controls

Name	Code	Set
3-way Valve	VLV.SET-3W-2,5	1

Transducers and Switches

Name	Code	Set
Frost Switch	FRST.SWTC	1
Differential Pressure Transducer CAV	PRSS.TRDC_CAV	1

AHU Connection Box

AHU Connection Box

Rated Power	2.96 kW	Full Load Amps	19.0 A
Power Connection	3x400V AC +N+PE	Power Cord	5 x 2,50 mm ²

DECLARATION OF PERFORMANCE - Product information - (EU) 1253/2014 annex V as referred to in art. 4(2)

No.	Parameter	Unit	Value
1	Manufacturer's name		VTS sp. z o.o.
2	Manufacturer's product code		VVS030c-F-P-V-H-C
3	Declared type		NRVU, BVU
4	Type of drive installed		VFD(AC) or Controller(EC)
5	Type of energy recovery		Other
6	Thermal efficiency of heat recovery	%	80.00
7	Nominal NRVU flow rate		0.92 / 0.92
8	Effective electric power input	kW	1.12 / 0.99
9	Internal Specific Fan Power (SFPint)	w/m ³ /s	485.57 / 509.62
10	Face velocity	m/s	2.08
11	Nominal external pressure	Pa	300.00 / 300.00
12	Internal Pressure Drop of ventilation components $\Delta p_{s,int}$	Pa	294.68 / 305.05
13	Internal pressure drop of non-ventilation components $\Delta p_{s,add}$	Pa	150.06 / 42.27
14	Maximum Leakage Rate	%	0.01 / 0.01
15	Energy performance of filters (declared information about the calculated annual energy consumption)		EU7MPleat / F7 / - / EU5MPleat / M5 / -
16	Description of visual filter warning for NRVUs		Supported by control application
17	Casing sound power level LWA	dBA	54
18	Internet address for disassembly instructions		http://www.vtsgroup.com
19	Ecodesign Compliance		Yes (2018 +)

Section splits



Transport Sections	Mass [Kg]	LENGTH [mm]	WIDTH [mm]	HEIGHT [mm]
1	240	1599	967	1254
2	55	450	967	672
3	75	710	967	672
4	67	629	967	582

Transport Sections Dims

