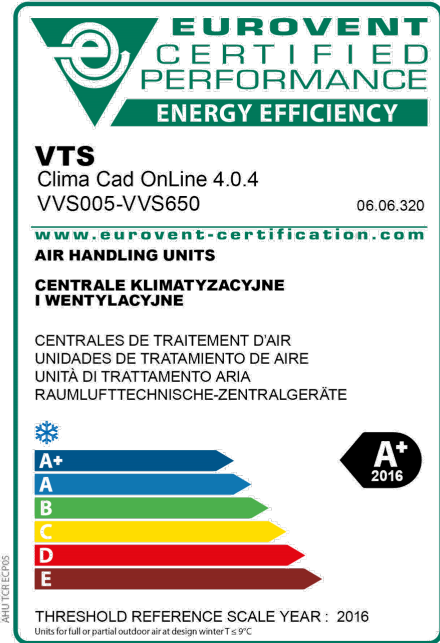
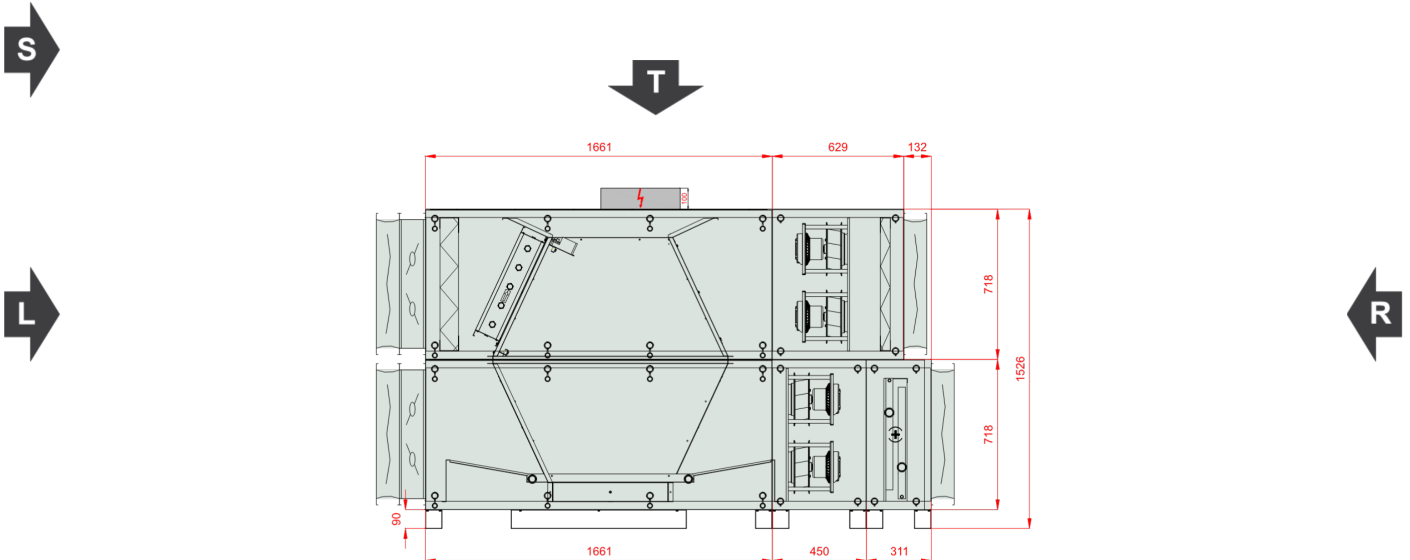


Type	RecoveryHexVerticalCompact
Unit Type:	Indoor
Project Tag	13577206
Size	VVS055c
Set	VVS055c-R-FPVH/VVS055c-L-FVP_cd
Insulation thickness	40 mm
Insulation	Mineral Wool
Weight of the set (+/- 10%)*	608 Kg
Supply airflow 2	6000.00 m³/h
External pressure	300 Pa
Exhaust airflow 2	6000.00 m³/h
External pressure	300 Pa
SFP Winter	2.18 kW/m³/s
SFP Summer	2.23 kW/m³/s
Ecodesign	Yes (2018 +)
Eurovent Energy efficiency class (Winter 2016 / Summer 2020)	A+ 2016



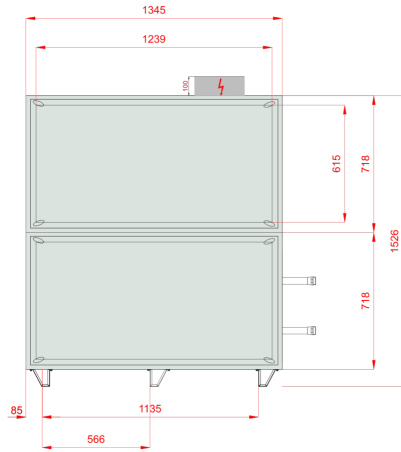
Inspection Panels



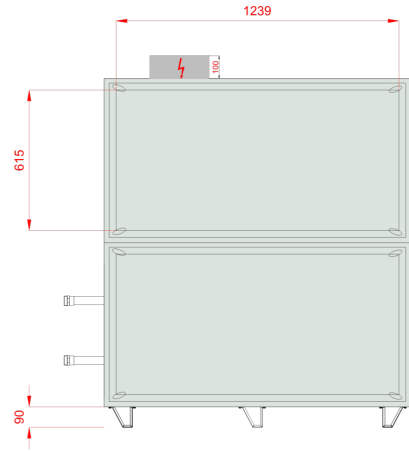
Comment 1:



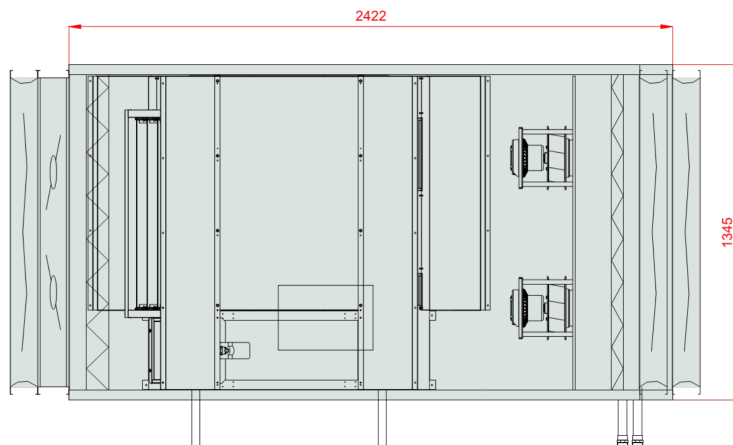
Front View (left)



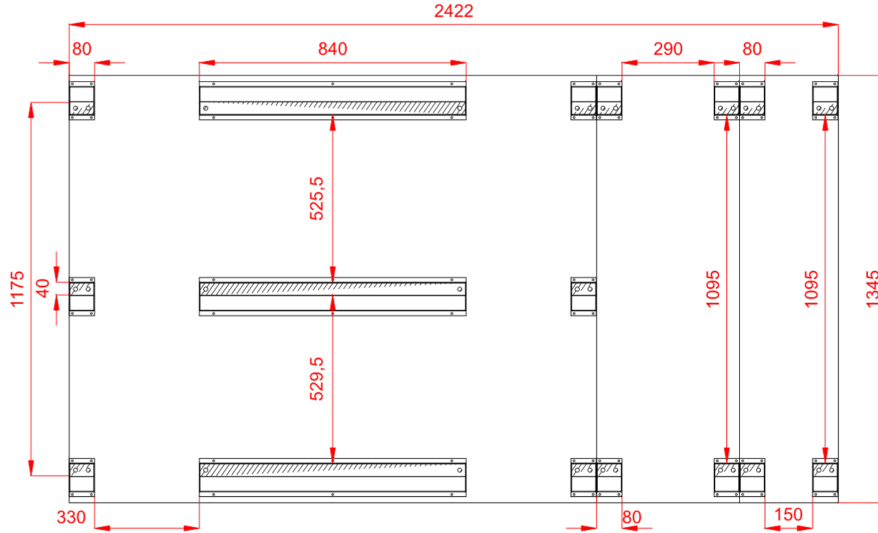
Front View (right)



Top View



Frame Top View, within the AHU outline contour



Sizes [mm]

Air intake Supply FF	1239x615	Lt 2422	Hi 638	Wi 1265
Air outlet Supply FF	1239x615	LtA 2767	H 808	W 1345
		L1 2422	H2 1526	
Air inlet Exhaust FF	1239x615	L2 2290	Hf 90	
Air outlet Exhaust FF	1239x615	L22 132		

Unit design

40mm insulated walls , double skin made of steel

Unit Power Supply 400V/3ph/50Hz

Casing anti-corrosion protection: Aluzinc AZ 150. Corrosion resistance (salt spary test): over 2400 hours

In case of delivery with controls a base unit fully wired, with pre-configured controller and EC motors drives

Energy recovery efficiency exceeding 86% (for EC 1253/2014 conditions)

Temperature Conditions

Reference atmospheric pressure 101325 Pa

Winter outdoor reference temperature -20.0 °C

	External air			Return air		
	DBT	RH	DA	DBT	RH	DA
Summer	32.0 °C	45 %	1.2000 kg/m ³	20.0 °C	65 %	1.2000 kg/m ³
Winter	-20.0 °C	100 %	1.2000 kg/m ³	20.0 °C	40 %	1.2000 kg/m ³

Supply

Panel Filter

Type F7/50.EU7MPleat.Int.Sld

ePM2,5 65% (ISO16890) - EFF CLASS E Flat Mini-Pleat Filter[27.0]

Filter Energy Performance Class E

Winter operation

50% Dirty Air Pressure Drop 120 Pa
 Initial Air Pressure Drop 89 Pa
 100% Dirty Air Pressure Drop 150 Pa
 Air velocity 2.08 m/s

Air Filter Sizes

P.FLT (1-2-0301-0216) 6,000 x Pcs

Summer operation

50% Dirty Air Pressure Drop 120 Pa
 Initial Air Pressure Drop 89 Pa
 100% Dirty Air Pressure Drop 150 Pa
 Air velocity 2.08 m/s

Counter-Flow Recuperator (Hexagonal)

Type PCR VVS055c Hex

HIPS 2.0 (SR)

Winter operation

Supply

Intake air DBT / RH -20.0 °C / 100 %
 Discharge air DBT / RH 15.5 °C / 6 %
 Air velocity 2.52 m/s
 Pressure drop Wet / Dry Wet 193 Pa
 Air Pressure 101325 Pa
 Air Density 1.2000 kg/m³
 Air Volume Flow 6000.00 m³/h
 Recovery capacity Sensible / Total Total 71.6 kW
 Actual efficiency / at balanced flow Real / BalancedFlow 89 % / 89 %
 Dry efficiency in winter 80 %

Winter operation

Exhaust

Intake air DBT / RH 20.0 °C / 40 %
 Discharge air DBT / RH -6.5 °C / 97 %
 Air velocity 2.52 m/s
 Pressure drop Wet / Dry Wet 223 Pa
 Air Pressure 101325 Pa
 Air Density 1.2000 kg/m³
 Air Volume Flow 6000.00 m³/h
 Recovery Bypass Yes
 Air Damper No

Counter-Flow (Hex)

Max Internal Leakage 0.25%

Summer operation

Supply

Intake air DBT / RH 32.0 °C / 45 %
 Discharge air DBT / RH 23.7 °C / 74 %
 Air velocity 2.52 m/s
 Pressure drop Wet / Dry Wet 232 Pa
 Air Pressure 101325 Pa
 Air Density 1.2000 kg/m³
 Air Volume Flow 6000.00 m³/h
 Recovery capacity Sensible / Total Total -19.4 kW

Summer operation

Exhaust

Intake air DBT / RH 20.0 °C / 45 %
 Discharge air DBT / RH 30.0 °C / 36 %
 Air velocity 2.52 m/s
 Pressure drop Wet / Dry Wet 223 Pa
 Air Pressure 101325 Pa
 Air Density 1.2000 kg/m³
 Air Volume Flow 6000.00 m³/h
 Eco Design Class Eco Design



Recovery Additional Info

PlateExchangers

Plug-Fan Set

Fan Section PLUG_DD_225_0,74_1.33

EC_IE4_F_IMB14_71_1.33p_T	771.3.570-2	225 0.74kW 1.33x3
	Qty in section	x 3

Fan Set Designed for wet operating conditions

The fan system effects is taken into account in the fan performances.

Fan PLUG_VS_225_AF_Px 3

Total Static Pressure	639 Pa	Impeller efficiency: Static / Total	65 %/74 %
Dynamic pressure	93 Pa	Shaft power	0.55 kW x 3
External pressure	300 Pa	Working revolutions	4440 1/min
Total Pressure	731 Pa		
Winter operation		Summer operation	
Air Volume Flow	6000.00 m³/h	Air Volume Flow	6000.00 m³/h

Motor EC_IE4_F_71_IMB14_1.33p_0.74_50x 3

771.3.570-2	EC	50Hz	
	Rated revolutions	4500 1/min	
Operational Voltage	230 V/1 ph	Rated Power	0.74 kW x 3
Name plate RPM	230 V/1 ph/50 Hz		

EC Motor Controller

EC Controller Settings 49 Hz

Winter operation

EPC for mean contaminated filters	1.90 kW
EPC for clean filters	1.83 kW
SFP for clean filters	1.10 kW/m³/s

Summer operation

EPC for mean contaminated filters	1.99 kW
EPC for clean filters	1.92 kW
SFP for clean filters	1.15 kW/m³/s

Fan Section Power Supply Additional Info

C25/3

Hot Water Coil

Type WCL VVS055c 1R DT SH.St.St.Std **Number of rows** 1 **Connection Supply/Return:** 1 1/4"/1 1/4"

Standard Circuits	3,1 [dm ³]		
Medium	Water	Maximum working pressure	16 bar
Intake air DBT / RH	15.5 °C / 6 %	Discharge air DBT / RH	20.0 °C / 4 %
Air velocity	2.52 m/s	Pressure drop Wet / Dry Wet	26 Pa
Air Pressure	101325 Pa	Air Density	1.2000 kg/m ³
Air Volume Flow	6000.00 m ³ /h		
Total heating capacity	9.0 kW	Medium temperature	70.0 °C/50.0 °C
Medium flow rate	0.39 m ³ /h	Medium pressure drop	0.69 kPa

Acoustic data

Acoustic power level [dB(A)]	Frequency	125 [Hz]	250 [Hz]	500 [Hz]	1000 [Hz]	2000 [Hz]	4000 [Hz]	8000 [Hz]	Lw [dB(A)]
Inlet	[dB(A)]	60.2	66.3	64.1	59.1	55.6	59.2	56.3	70.1
Outlet	[dB(A)]	59.3	66.3	51.5	56.4	50.2	48.4	43.7	67.7
Environment	[dB(A)]	43.4	54.7	52.6	47.0	39.3	31.8	18.2	57.5

Acoustic pressure level at 1 meter distance [dB(A)]	Frequency	125 [Hz]	250 [Hz]	500 [Hz]	1000 [Hz]	2000 [Hz]	4000 [Hz]	8000 [Hz]	Lp [dB(A)]
	[dB(A)]	36.4	47.7	45.6	40.0	32.3	24.8	11.2	50.5

Exhaust airflow 3

Panel Filter

Type M5/50.EU5MPleat.Int.Sld

ePM10 40% - ISO 16890 - EFF CLASS E Flat Mini-Pleat Filter[26.0]

Filter Energy Performance Class E

Winter operation

50% Dirty Air Pressure Drop	108 Pa
Initial Air Pressure Drop	67 Pa
100% Dirty Air Pressure Drop	150 Pa
Air velocity	2.08 m/s

Summer operation

50% Dirty Air Pressure Drop	108 Pa
Initial Air Pressure Drop	67 Pa
100% Dirty Air Pressure Drop	150 Pa
Air velocity	2.08 m/s

Air Filter Sizes

P.FLT (1-2-0301-0204) 6,000 x Pcs

Plug-Fan Set

Fan Section PLUG_DD_225_0,74_1.33

EC_IE4_F_IMB14_71_1.33p_T 771.3.570-2 225|0.74kW|1.33x3

Qty in section x 3

Fan Set Designed for wet operating conditions

The fan system effects is taken into account in the fan performances.



Fan PLUG_VS_225_AF_Px 3

Total Static Pressure	632 Pa	Impeller efficiency: Static / Total	65 %/74 %
Dynamic pressure	93 Pa	Shaft power	0.54 kW x 3
External pressure	300 Pa	Working revolutions	4433 1/min
Total Pressure	725 Pa		
Winter operation		Summer operation	
Air Volume Flow	6000.00 m³/h	Air Volume Flow	6000.00 m³/h

Motor EC_IE4_F_71_IMB14_1.33p_0.74_50x 3

771.3.570-2	EC	50Hz	
		Rated revolutions	4500 1/min
Operational Voltage	230 V/1 ph	Rated Power	0.74 kW x 3
Name plate RPM	230 V/1 ph/50 Hz		

EC Motor Controller

EC Controller Settings	49 Hz
------------------------	-------

Winter operation		Summer operation	
EPC for mean contaminated filters	1.89 kW	EPC for mean contaminated filters	1.89 kW
EPC for clean filters	1.79 kW	EPC for clean filters	1.79 kW
SFP for clean filters	1.08 kW/m³/s	SFP for clean filters	1.08 kW/m³/s

Fan Section Power Supply Additional Info

C25/3

Acoustic data

Acoustic power level [dB(A)]	Frequency	125 [Hz]	250 [Hz]	500 [Hz]	1000 [Hz]	2000 [Hz]	4000 [Hz]	8000 [Hz]	Lw [dB(A)]
Inlet	[dB(A)]	55.6	69.0	74.9	75.2	73.6	68.1	62.5	80.2
Outlet	[dB(A)]	58.3	71.7	77.6	77.9	76.3	71.7	66.1	82.9
Environment	[dB(A)]	43.3	54.7	52.6	46.9	39.3	31.7	18.1	57.5

Acoustic pressure level at 1 meter distance [dB(A)]	Frequency	125 [Hz]	250 [Hz]	500 [Hz]	1000 [Hz]	2000 [Hz]	4000 [Hz]	8000 [Hz]	Lp [dB(A)]
	[dB(A)]	36.3	47.7	45.6	39.9	32.3	24.7	11.1	50.5

AHU Discharge and intake Opening Sizes & Unit Accessories

Supply

Exhaust

Controls Selection Mode: Functional set

AHU Discharge and Intake Opening Sizes	Supply	Exhaust
Air Inlet	Front 1239x615	Front 1239x615
Air Outlet	Front 1239x615	Front 1239x615
AirDamper	Supply	Exhaust
Air Inlet	Provided	Not Provided



Air Outlet	Not Provided	Provided
Flexible Connection	Supply	Exhaust
Air Inlet	Provided	Provided
Air Outlet	Provided	Provided

Control application

Functional Code	AP 1 0 0 0 0 0 0 6 3 0 0 0 0 1		
APP Code	uPC3 (AP-161)		
Main Temp. Sensor	Duct Exhaust		
Human Machine Interface	Options		
BMS	Yes	Differential Pressure Transducer	CAV
HMI Advanced (Settings)	Yes		
HMI Basic (User)	Yes		
Control Box	Yes		

Air damper actuators			
Name	Code	Set	
Air Damper Actuator ON-OFF S 10Nm	ADMP.ACT.SET ON-OFF S 10Nm	1	
Air Damper Actuator ON-OFF 10Nm	ADMP.ACT.SET ON-OFF 10Nm	1	
Air Damper Actuator 0-10 2Nm	ADMP.ACT.SET 0-10 2Nm	1	

Temperature sensor			
Name	Code	Set	
Resp_Controls_TempSensors_Temp. Sensor NTC10k (Outdoor)	Temp. Sensor NTC10k (Outdoor)	3	
Duct temperature sensor NTC 10k	Temp. Sensor NTC10k (Duct)	1	
Strap-on temperature sensor NTC 10k	Temp. Sensor NTC10k (Strap-on)	1	

Hydronic Coils Controls			
Name	Code	Set	
3-way Valve	VLV.SET-3W-4	1	

Transducers and Switches			
Name	Code	Set	
Frost Switch	FRST.SWCH	1	
Differential Pressure Transducer CAV	PRSS.TRDC_CAV	1	

AHU Connection Box

AHU Connection Box			
Rated Power	4.44 kW	Full Load Amps	22.0 A
Power Connection	3x400V AC +N+PE	Power Cord	5 x 4,00 mm ²

DECLARATION OF PERFORMANCE - Product information - (EU) 1253/2014 annex V as referred to in art. 4(2)

No.	Parameter	Unit	Value
1	Manufacturer's name		VTS sp. z o.o.
2	Manufacturer's product code		VVS055c-F-P-V-H
3	Declared type		NRVU, BVU
4	Type of drive installed		VFD(AC) or Controller(EC)
5	Type of energy recovery		Other



6	Thermal efficiency of heat recovery	%	81.00
7	Nominal NRVU flow rate		1.67 / 1.67
8	Effective electric power input	kW	1.90 / 1.89
9	Internal Specific Fan Power (SFPint)	w/m³/s	503.54 / 519.65
10	Face velocity	m/s	2.08
11	Nominal external pressure	Pa	300.00 / 300.00
12	Internal Pressure Drop of ventilation components Δps,int	Pa	281.61 / 289.92
13	Internal pressure drop of non-ventilation components Δps,add	Pa	57.16 / 42.25
14	Maximum Leakage Rate	%	0.01 / 0.01
15	Energy performance of filters (declared information about the calculated annual energy consumption)		EU7MPleat / F7 / - / EU5MPleat / M5 / -
16	Description of visual filter warning for NRVUs		Supported by control application
17	Casing sound power level LWA	dBA	57
18	Internet address for disassembly instructions		http://www.vtsgroup.com
19	Ecodesign Compliance		Yes (2018 +)

Section splits

Transport Sections	Mass [Kg]	LENGTH [mm]	WIDTH [mm]	HEIGHT [mm]
1	347	1661	1345	1526
2	80	450	1345	808
3	48	311	1345	808
4	100	629	1345	718

Transport Sections Dims

