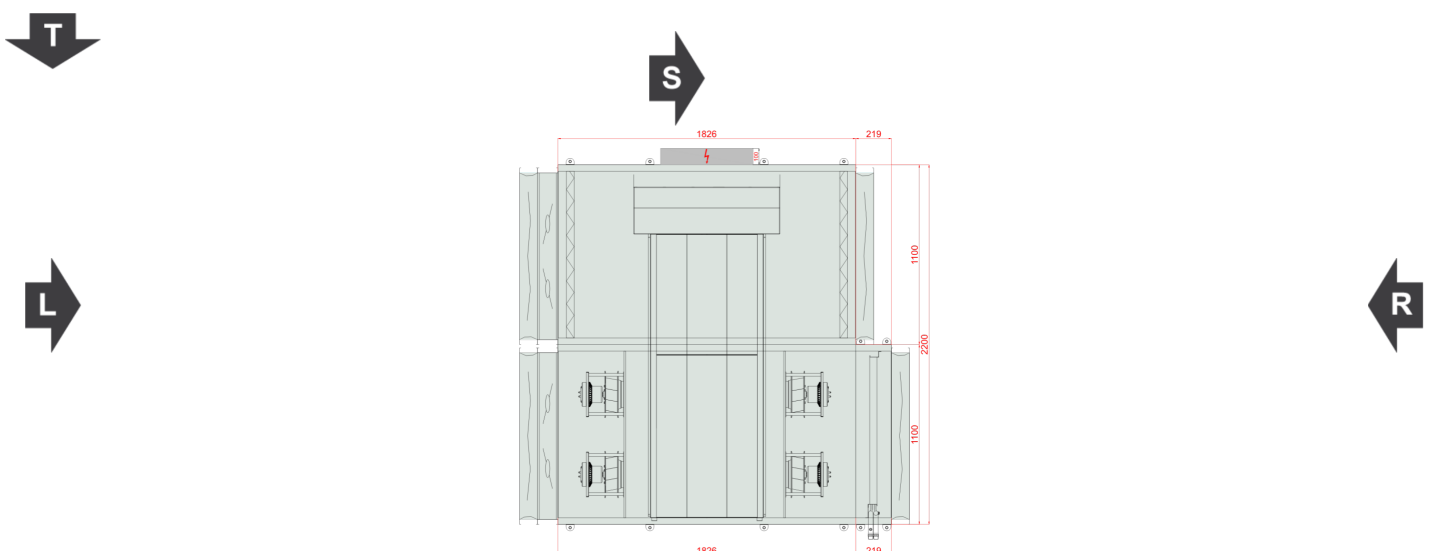


Type	RecoveryHexHorizontal
Unit Type:	Indoor
Project Tag	13577184
Size	VVS030s
Set	VVS030s-R-FPVH/VVS030s-L-FPV_cd
Insulation thickness	40 mm
Insulation	Mineral Wool
Weight of the set (+/- 10%)*	428 Kg
Supply airflow 2	3300.00 m³/h
External pressure	300 Pa
Exhaust airflow 2	3300.00 m³/h
External pressure	300 Pa
SFP Winter	1.62 kW/m³/s
SFP Summer	1.66 kW/m³/s
Ecodesign	Yes (2018 +)
Eurovent Energy efficiency class (Winter 2016 / Summer 2020)	A+ 2016



Top View



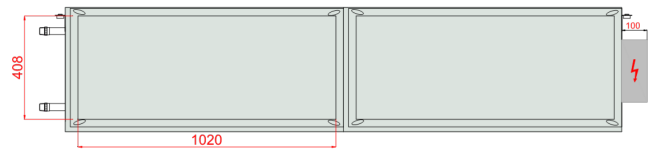
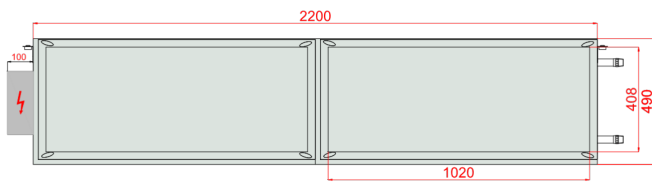
Comment 1:



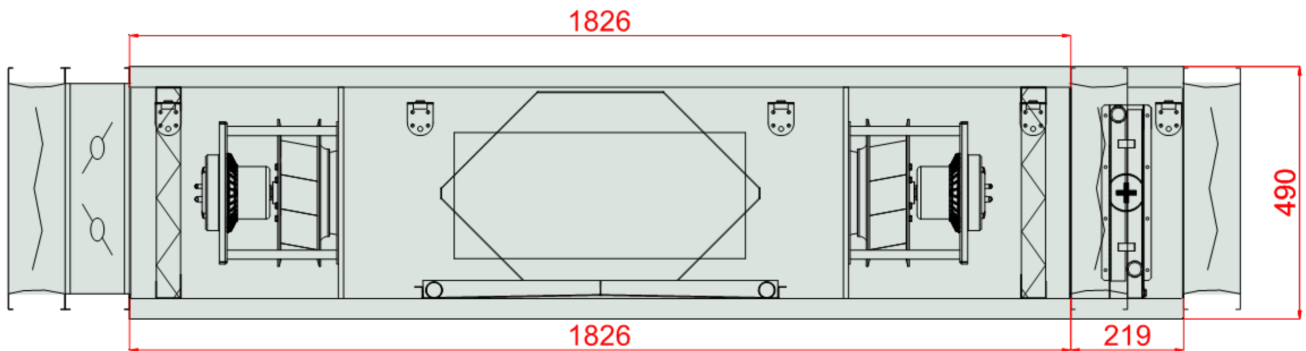
Front View (left)



Front View (right)



Inspection Panels



Sizes [mm]

Air intake Supply FF	1020x408	Lt 2045	Hi 410	Wi 1020
Air outlet Supply FF	1020x408	LtA 2390	H 490	W 1100
		L1 2045		W2 2200
Air inlet Exhaust FF	1020x408	L2 1826		
Air outlet Exhaust FF	1020x408	L22 219		

Unit design

Walls filled with MW 40mm, double skin made of steel, excluding silencer and electric heater sections
 Down base unit inspection



Casing anti-corrosion protection: Aluzinc AZ 150.
 Base unit with pre-configured EC motors drives
 Energy recovery efficiency meet EC 1253/2014 requirements

Temperature Conditions

	Reference atmospheric pressure 101325 Pa			Winter outdoor reference temperature -20.0 °C		
	External air			Return air		
	DBT	RH	DA	DBT	RH	DA
Summer	32.0 °C	45 %	1.2000 kg/m³	20.0 °C	65 %	1.2000 kg/m³
Winter	-20.0 °C	100 %	1.2000 kg/m³	20.0 °C	40 %	1.2000 kg/m³

Supply

Panel Filter

Type F7/50.EU7MPleat.Int.Sld

ePM2,5 65% (ISO16890) - EFF CLASS E Flat Mini-Pleat Filter[27.0]

Filter Energy Performance Class E

Winter operation

50% Dirty Air Pressure Drop 132 Pa
 Initial Air Pressure Drop 113 Pa
 100% Dirty Air Pressure Drop 150 Pa
 Air velocity 2.13 m/s

Summer operation

50% Dirty Air Pressure Drop 132 Pa
 Initial Air Pressure Drop 113 Pa
 100% Dirty Air Pressure Drop 150 Pa
 Air velocity 2.13 m/s

Air Filter Sizes

P,FLT F7 1017x410x48 (1-2-0301-0282) 1,000 x Pcs

Counter-Flow Recuperator (Hexagonal)

Type PCR VVS030s Hex

HIPS or AL 3.0 (SR)

Winter operation

Supply

Intake air DBT / RH	-20.0 °C / 100 %
Discharge air DBT / RH	11.8 °C / 7 %
Air velocity	2.18 m/s
Pressure drop Wet / Dry Wet	63 Pa
Air Pressure	101325 Pa
Air Density	1.2000 kg/m³
Air Volume Flow	3300.00 m³/h
Recovery capacity Sensible / Total Total	35.2 kW
Actual efficiency / at balanced flow Real / BalancedFlow	79 % / 79 %
Dry efficiency in winter	73 %

Winter operation

Exhaust

Intake air DBT / RH	20.0 °C / 40 %
Discharge air DBT / RH	-2.7 °C / 94 %
Air velocity	2.18 m/s
Pressure drop Wet / Dry Wet	84 Pa
Air Pressure	101325 Pa
Air Density	1.2000 kg/m³
Air Volume Flow	3300.00 m³/h
Recovery Bypass	Yes
Air Damper	No
Counter-Flow (Hex)	
Max Internal Leakage	0.25%

Summer operation

Supply

Intake air DBT / RH	32.0 °C / 45 %
Discharge air DBT / RH	23.2 °C / 75 %
Air velocity	2.18 m/s
Pressure drop Wet / Dry Wet	90 Pa
Air Pressure	101325 Pa
Air Density	1.2000 kg/m³
Air Volume Flow	3300.00 m³/h
Recovery capacity Sensible / Total Total	-9.7 kW
Actual efficiency / at balanced flow Real	73 %

Summer operation

Exhaust

Intake air DBT / RH	20.0 °C / 65 %
Discharge air DBT / RH	27.7 °C / 41 %
Air velocity	2.18 m/s
Pressure drop Wet / Dry Wet	84 Pa
Air Pressure	101325 Pa
Air Density	1.2000 kg/m³
Air Volume Flow	3300.00 m³/h
Eco Design Class	Eco Design

Recovery Additional Info

PlateExchangers

Plug-Fan Set

Fan Section PLUG_DD_250_0,38_2.00

EC_IE4_F_IMB14_71_2.00p_T 771.3.550-4 250|0.38kW|2.00x1

Qty in section x 2

Fan Set Designed for wet operating conditions

The fan system effects is taken into account in the fan performances.

Fan PLUG_VS_250_AF_Px 2



Total Static Pressure	536 Pa	Impeller efficiency: Static / Total	71 %/76 %
Dynamic pressure	40 Pa	Shaft power	0.35 kW x 2
External pressure	300 Pa	Working revolutions	2951 1/min
Total Pressure	576 Pa		
Winter operation		Summer operation	
Air Volume Flow	3300.00 m³/h	Air Volume Flow	3300.00 m³/h

Motor EC_IE4_F_71_IMB14_2.00p_0.38_50x 2

771.3.550-4	EC	50Hz	
FLA	3.0 A	MCA	3.7 A
MCB	6.0 A		
		Rated revolutions	3000 1/min
Operational Voltage	230 V/1 ph	Rated Power	0.38 kW x 2
Name plate RPM	230 V/1 ph/50 Hz		

EC Motor Controller

	_EC	_EC	
Motor Drive FLA (Full-Load Amperes)	3.0 A	Motor Drive MCA (Min. Circuit Ampacity)	3.7 A
Motor Drive MCB (Max. Circuit Breaker)	6.0 A		
EC Controller Settings	49 Hz		

Winter operation

EPC for mean contaminated filters	0.80 kW
EPC for clean filters	0.77 kW
SFP for clean filters	0.85 kW/m³/s

Summer operation

EPC for mean contaminated filters	0.84 kW
EPC for clean filters	0.81 kW
SFP for clean filters	0.89 kW/m³/s

Hot Water Coil

Type WCL VVS030s 2R DT SH.St.St.Std	Number of rows 2	Connection Supply/Return: 1"/28	
Standard Circuits	2,54 [dm³]		
Medium	Water	Maximum working pressure	16 bar
Intake air DBT / RH	11.8 °C / 7 %	Discharge air DBT / RH	20.0 °C / 4 %
Air velocity	2.46 m/s	Pressure drop Wet / Dry Wet	41 Pa
Air Pressure	101325 Pa	Air Density	1.2000 kg/m³
Air Volume Flow	3300.00 m³/h		
Total heating capacity	9.1 kW	Medium temperature	70.0 °C/50.0 °C
Medium flow rate	0.39 m³/h	Medium pressure drop	0.86 kPa

Acoustic data

Acoustic power level [dB(A)]	Frequency	125 [Hz]	250 [Hz]	500 [Hz]	1000 [Hz]	2000 [Hz]	4000 [Hz]	8000 [Hz]	Lw [dB(A)]
Inlet	[dB(A)]	53.6	59.8	57.6	52.6	49.1	52.7	49.7	63.6
Outlet	[dB(A)]	52.7	59.8	45.0	49.9	43.7	41.9	37.1	61.2
Environment	[dB(A)]	38.8	50.2	56.1	52.5	52.8	33.3	25.6	59.5





Acoustic pressure level at 1 meter distance [dB(A)]	Frequency	125 [Hz]	250 [Hz]	500 [Hz]	1000 [Hz]	2000 [Hz]	4000 [Hz]	8000 [Hz]	Lp [dB(A)]
	[dB(A)]	31.8	43.2	49.1	45.5	45.8	26.3	18.6	52.5

Exhaust airflow 3

Panel Filter

Type M5/50.EU5MPleat.Int.Sld

ePM10 40% - ISO 16890 - EFF CLASS E Flat Mini-Pleat Filter[26.0]

Filter Energy Performance Class E

Winter operation

50% Dirty Air Pressure Drop 118 Pa
 Initial Air Pressure Drop 85 Pa
 100% Dirty Air Pressure Drop 150 Pa
 Air velocity 2.13 m/s

Summer operation

50% Dirty Air Pressure Drop 118 Pa
 Initial Air Pressure Drop 85 Pa
 100% Dirty Air Pressure Drop 150 Pa
 Air velocity 2.13 m/s

Air Filter Sizes

P,FLT M5 1017x410x48 (1-2-0301-0278) 1,000 x Pcs

Plug-Fan Set

Fan Section PLUG_DD_250_0,38_2.00

EC_IE4_F_IMB14_71_2.00p_T 771.3.550-4 250|0.38kW|2.00x1
 Qty in section x 2

Fan Set Designed for wet operating conditions

The fan system effects is taken into account in the fan performances.

Fan PLUG_VS_250_AF_Px 2

Total Static Pressure	502 Pa	Impeller efficiency: Static / Total	71 %/76 %
Dynamic pressure	40 Pa	Shaft power	0.33 kW x 2
External pressure	300 Pa	Working revolutions	2900 1/min
Total Pressure	542 Pa		
Winter operation		Summer operation	
Air Volume Flow	3300.00 m³/h	Air Volume Flow	3300.00 m³/h

Motor EC_IE4_F_71_IMB14_2.00p_0.38_50x 2

771.3.550-4	EC	50Hz	
FLA	3.0 A	MCA	3.7 A
MCB	6.0 A		
		Rated revolutions	3000 1/min
Operational Voltage	230 V/1 ph	Rated Power	0.38 kW x 2
Name plate RPM	230 V/1 ph/50 Hz		

EC Motor Controller



	_EC		_EC
Motor Drive FLA (Full-Load Amperes)	3.0 A	Motor Drive MCA (Min. Circuit Ampacity)	3.7 A
Motor Drive MCB (Max. Circuit Breaker)	6.0 A		
EC Controller Settings	48 Hz		

Winter operation

EPC for mean contaminated filters	0.75 kW
EPC for clean filters	0.71 kW
SFP for clean filters	0.77 kW/m³/s

Summer operation

EPC for mean contaminated filters	0.75 kW
EPC for clean filters	0.71 kW
SFP for clean filters	0.77 kW/m³/s

Acoustic data

Acoustic power level [dB(A)]	Frequency	125 [Hz]	250 [Hz]	500 [Hz]	1000 [Hz]	2000 [Hz]	4000 [Hz]	8000 [Hz]	Lw [dB(A)]
Inlet	[dB(A)]	48.8	62.1	68.0	68.4	66.7	61.3	55.7	73.3
Outlet	[dB(A)]	51.5	64.8	70.7	71.1	69.4	64.9	59.3	76.1
Environment	[dB(A)]	38.5	49.8	55.7	52.1	52.4	32.9	25.3	59.1

Acoustic pressure level at 1 meter distance [dB(A)]	Frequency	125 [Hz]	250 [Hz]	500 [Hz]	1000 [Hz]	2000 [Hz]	4000 [Hz]	8000 [Hz]	Lp [dB(A)]
	[dB(A)]	31.5	42.8	48.7	45.1	45.4	25.9	18.3	52.1

AHU Discharge and Intake Opening Sizes & Unit Accessories

Supply

Exhaust

Controls Selection Mode: Functional set

AHU Discharge and Intake Opening Sizes	Supply	Exhaust
Air Inlet	Front 1020x408	Front 1020x408
Air Outlet	Front 1020x408	Front 1020x408
Air Damper	Supply	Exhaust
Air Inlet	Provided 990x380	Not Provided
Air Outlet	Not Provided	Provided 990x380
Flexible Connection	Supply	Exhaust
Air Inlet	Provided 990x380	Provided 990x380
Air Outlet	Provided 990x380	Provided 990x380

Control application

Functional Code	AP 1 0 0 0 0 0 0 6 3 0 0 0 0 0 1		
APP Code	uPC3 (AP-161)		
Main Temp. Sensor	Duct Exhaust		
Human Machine Interface	Options		
BMS	Yes	Differential Pressure Transducer	CAV
HMI Advanced (Settings)	Yes		
HMI Basic (User)	Yes		
Control Box	Yes		
Air damper actuators			



Name	Code	Set
Air Damper Actuator ON-OFF S 10Nm	ADMP.ACT.SET ON-OFF S 10Nm	1
Air Damper Actuator ON-OFF 10Nm	ADMP.ACT.SET ON-OFF 10Nm	1
Air Damper Actuator 0-10 2Nm	ADMP.ACT.SET 0-10 2Nm	1

Temperature sensor

Name	Code	Set
Strap-on temperature sensor NTC 10k	Temp. Sensor NTC10k (Strap-on)	1
Duct temperature sensor NTC 10k	Temp. Sensor NTC10k (Duct)	1
Resp_Controls_TempSensors_Temp. Sensor NTC10k (Outdoor)	Temp. Sensor NTC10k (Outdoor)	3

Hydronic Coils Controls

Name	Code	Set
3-way Valve	VLV.SET-3W-4	1

Transducers and Switches

Name	Code	Set
Frost Switch	FRST.SWITCH	1
Differential Pressure Transducer CAV	PRSS.TRDC_CAV	1

DECLARATION OF PERFORMANCE - Product information - (EU) 1253/2014 annex V as referred to in art. 4(2)

No.	Parameter	Unit	Value
1	Manufacturer's name		VTS sp. z o.o.
2	Manufacturer's product code		VVS030s-F-P-V-H
3	Declared type		NRVU, BVU
4	Type of drive installed		VFD(AC) or Controller(EC)
5	Type of energy recovery		Other
6	Thermal efficiency of heat recovery	%	74.00
7	Nominal NRVU flow rate		0.92 / 0.92
8	Effective electric power input	kW	0.80 / 0.75
9	Internal Specific Fan Power (SFPint)	w/m³/s	287.30 / 276.07
10	Face velocity	m/s	2.35
11	Nominal external pressure	Pa	300.00 / 300.00
12	Internal Pressure Drop of ventilation components Δps,int	Pa	176.26 / 168.74
13	Internal pressure drop of non-ventilation components Δps,add	Pa	59.57 / 33.13
14	Maximum Leakage Rate	%	0.01 / 0.01
15	Energy performance of filters (declared information about the calculated annual energy consumption)		EU7MPleat / F7 / - / EU5MPleat / M5 / -
16	Description of visual filter warning for NRVUs		Supported by control application
17	Casing sound power level LWA	dBA	59
18	Internet address for disassembly instructions		http://www.vtsgroup.com
19	Ecodesign Compliance		Yes (2018 +)

Section splits

Transport Sections	Mass [Kg]	LENGTH [mm]	WIDTH [mm]	HEIGHT [mm]
1	389	1826	2200	490
2	34	219	1100	490

Transport Sections Dims



