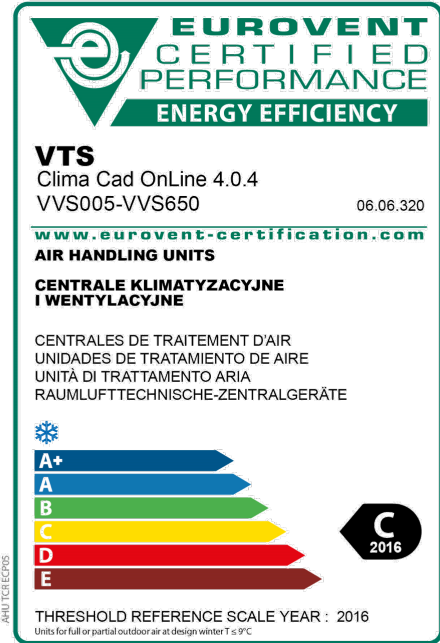
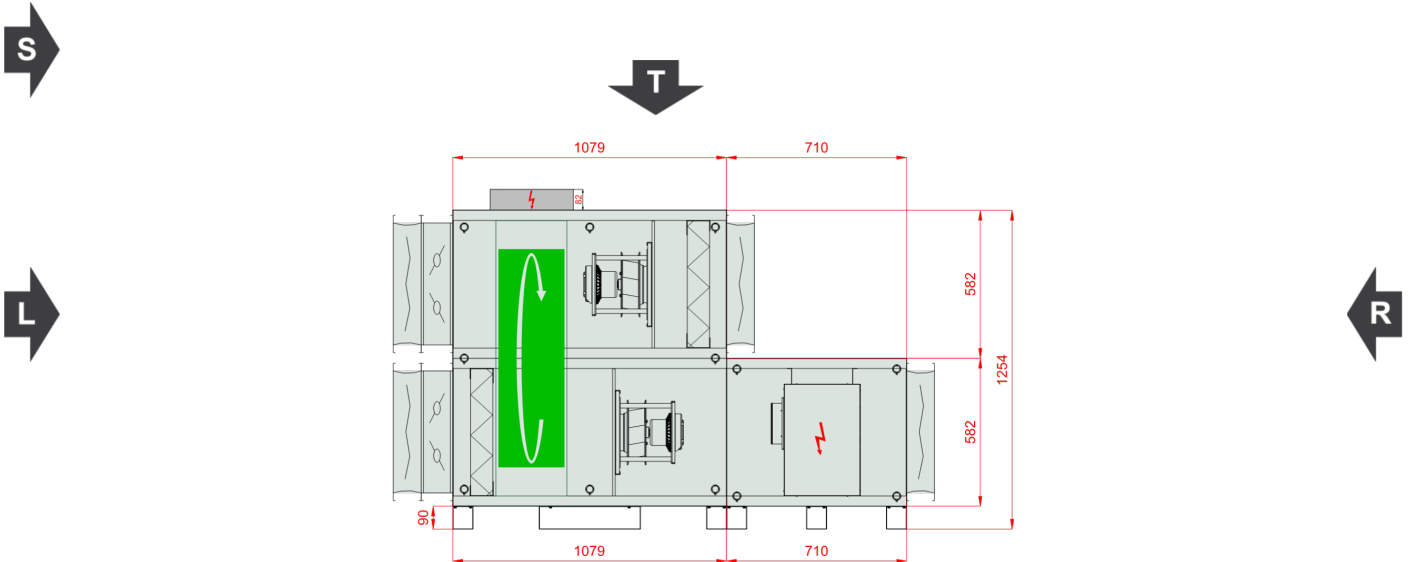


<b>Type</b>	RecoveryRotaryVerticalCompact
<b>Unit Type:</b>	Indoor
<b>Project Tag</b>	13577163
<b>Size</b>	VVS030c
<b>Set</b>	VVS030c-R-FRVH/VVS030c-L-FVR_cd
<b>Insulation thickness</b>	40 mm
<b>Insulation</b>	Mineral Wool
<b>Weight of the set (+/- 10%)*</b>	326 Kg
<b>Supply airflow 2</b>	3900.00 m³/h
<b>External pressure</b>	300 Pa
<b>Exhaust airflow 2</b>	3900.00 m³/h
<b>External pressure</b>	300 Pa
<b>SFP Winter</b>	2.45 kW/m³/s
<b>SFP Summer</b>	2.53 kW/m³/s
<b>Ecodesign</b>	Yes (2018 +)
<b>Eurovent Energy efficiency class (Winter 2016 / Summer 2020)</b>	C 2016



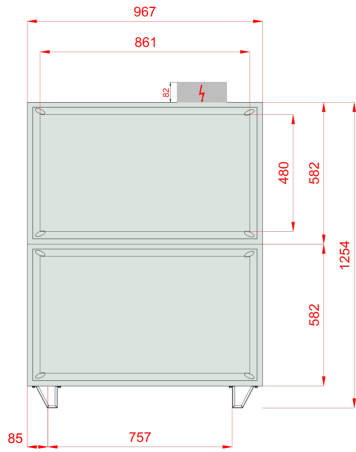
**Inspection Panels**



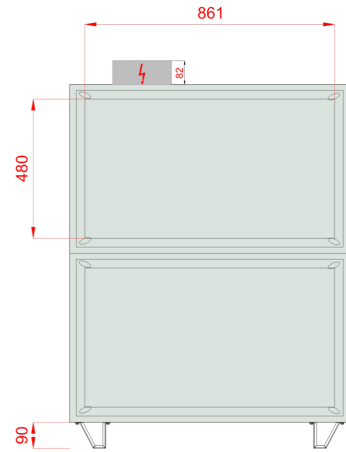
Comment 1:



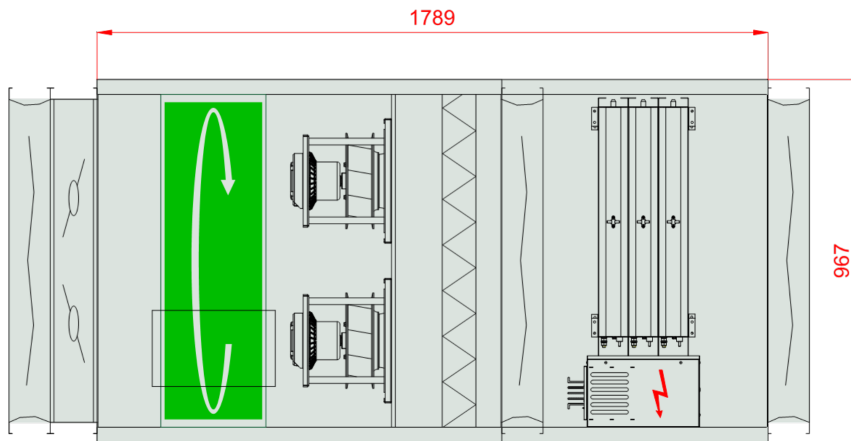
Front View (left)



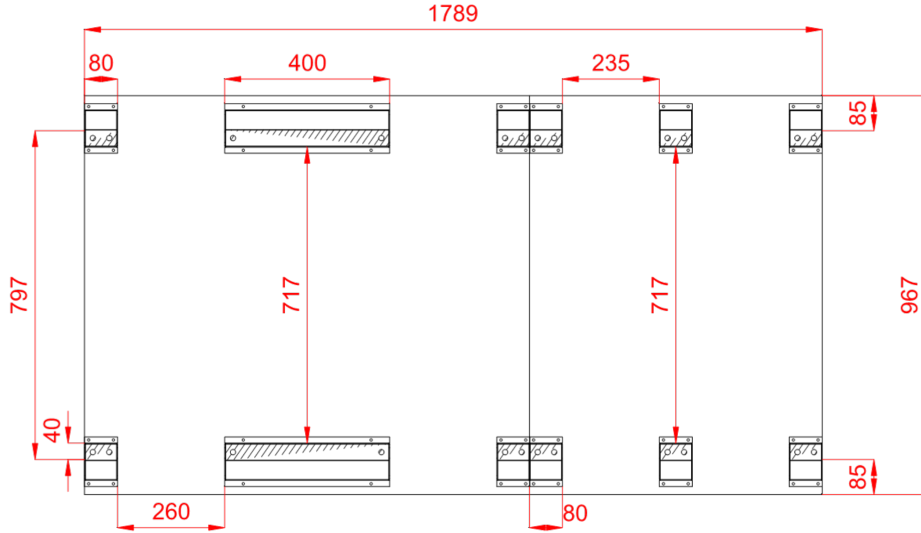
Front View (right)



Top View



**Frame Top View, within the AHU outline contour**



**Sizes [mm]**

<b>Air intake Supply</b> FF	861x480	<b>Lt</b> 1789	<b>Hi</b> 502	<b>Wi</b> 887
<b>Air outlet Supply</b> FF	861x480	<b>LtA</b> 2134	<b>H</b> 672	<b>W</b> 967
		<b>L1</b> 1789	<b>H2</b> 1254	
<b>Air inlet Exhaust</b> FF	861x480	<b>L2</b> 1079	<b>Hf</b> 90	
<b>Air outlet Exhaust</b> FF	861x480	<b>L22</b> 710		

**Unit design**

40mm insulated walls , double skin made of steel

Unit Power Supply 400V/3ph/50Hz

Casing anti-corrosion protection: Aluzinc AZ 150. Corrosion resistance (salt spary test): over 2400 hours

In case of delivery with controls a base unit fully wired, with pre-configured controller and EC motors drives

Energy recovery efficiency exceeding 86% (for EC 1253/2014 conditions)

**Temperature Conditions**

Reference atmospheric pressure 101325 Pa

Winter outdoor reference temperature -20.0 °C

	External air			Return air		
	DBT	RH	DA	DBT	RH	DA
Summer	32.0 °C	45 %	1.2000 kg/m <sup>3</sup>	20.0 °C	65 %	1.2000 kg/m <sup>3</sup>
Winter	-20.0 °C	100 %	1.2000 kg/m <sup>3</sup>	20.0 °C	40 %	1.2000 kg/m <sup>3</sup>



**Supply**

**Panel Filter**

**Type F7/50.EU7MPleat.Int.Sld**

ePM2,5 65% (ISO16890) - EFF CLASS E Flat Mini-Pleat Filter[27.0]

Filter Energy Performance Class E

**Winter operation**

50% Dirty Air Pressure Drop 137 Pa  
 Initial Air Pressure Drop 124 Pa  
 100% Dirty Air Pressure Drop 150 Pa  
 Air velocity 2.46 m/s

**Summer operation**

50% Dirty Air Pressure Drop 137 Pa  
 Initial Air Pressure Drop 124 Pa  
 100% Dirty Air Pressure Drop 150 Pa  
 Air velocity 2.46 m/s

**Air Filter Sizes**

P.FLT (1-2-0301-0214) 2,000 x Pcs



## Rotary Wheel

### Type RRG VVS030c NHG

R2\_SR\_NHG

Rated voltage 230 V/1 ph/50 Hz

#### Winter operation

##### Supply

Intake air DBT / RH -20.0 °C / 100 %

Discharge air DBT / RH 8.8 °C / 53 %

Air velocity 4.35 m/s

Pressure drop Wet / Dry Wet / Dry 235 Pa / 274 Pa

Air Pressure 101325 Pa

Air Density 1.2000 kg/m<sup>3</sup>

Air Volume Flow 3900.00 m<sup>3</sup>/h

Recovery capacity Sensible / Total  
Sensible / Total 37.7 kW / 48.0 kW

Actual efficiency / at balanced flow Real /  
BalancedFlow 72 % / 72 %

Dry efficiency in winter 73 %

#### Winter operation

##### Exhaust

Intake air DBT / RH 20.0 °C / 40 %

Discharge air DBT / RH -7.3 °C / 95 %

Air velocity 4.35 m/s

Pressure drop Wet / Dry Wet / Dry 273 Pa / 274 Pa

Air Pressure 101325 Pa

Air Density 1.2000 kg/m<sup>3</sup>

Air Volume Flow 3900.00 m<sup>3</sup>/h

Recovery Bypass No

Rotary Regenerator

Max Internal Leakage 3%

#### Summer operation

##### Supply

Intake air DBT / RH 32.0 °C / 45 %

Discharge air DBT / RH 23.4 °C / 74 %

Air velocity 4.35 m/s

Pressure drop Wet / Dry Wet / Dry 285 Pa / 274 Pa

Air Pressure 101325 Pa

Air Density 1.2000 kg/m<sup>3</sup>

Air Volume Flow 3900.00 m<sup>3</sup>/h

Recovery capacity Sensible / Total  
Sensible / Total 11.2 kW / 11.2 kW

Actual efficiency / at balanced flow Real 72 %

#### Summer operation

##### Exhaust

Intake air DBT / RH 20.0 °C / 65 %

Discharge air DBT / RH 28.9 °C / 38 %

Air velocity 4.35 m/s

Pressure drop Wet / Dry Wet / Dry 273 Pa / 274 Pa

Air Pressure 101325 Pa

Air Density 1.2000 kg/m<sup>3</sup>

Air Volume Flow 3900.00 m<sup>3</sup>/h

Eco Design Class

Eco Design

### Recovery Additional Info

RotaryExchangers

## Plug-Fan Set

### Fan Section PLUG\_DD\_225\_0,74\_1.33

EC\_IE4\_F\_IMB14\_71\_1.33p\_T

771.3.570-2

225|0.74kW|1.33x3

Qty in section

x 3

Fan Set Designed for wet operating conditions

The fan system effects is taken into account in the fan performances.

### Fan PLUG\_VS\_225\_AF\_Px 3



Total Static Pressure	803 Pa	Impeller efficiency: Static / Total	71 %/75 %
Dynamic pressure	39 Pa	Shaft power	0.41 kW x 3
External pressure	300 Pa	Working revolutions	3763 1/min
Total Pressure	842 Pa		
<b>Winter operation</b>		<b>Summer operation</b>	
Air Volume Flow	3900.00 m³/h	Air Volume Flow	3900.00 m³/h

**Motor EC\_IE4\_F\_71\_IMB14\_1.33p\_0.74\_50x 3**

771.3.570-2	EC	50Hz	
		Rated revolutions	4500 1/min
Operational Voltage	230 V/1 ph	Rated Power	0.74 kW x 3
Name plate RPM	230 V/1 ph/50 Hz		

**EC Motor Controller**

EC Controller Settings	42 Hz
------------------------	-------

**Winter operation**

EPC for mean contaminated filters	1.41 kW
EPC for clean filters	1.39 kW
SFP for clean filters	1.28 kW/m³/s

**Summer operation**

EPC for mean contaminated filters	1.50 kW
EPC for clean filters	1.48 kW
SFP for clean filters	1.36 kW/m³/s

**Fan Section Power Supply Additional Info**

C25/3

**⊕ Electric heater in casing**

Type VVS030c-6,00kW-400/3/50-RES

Version N3\_400\_3\_50\_FullControls\_RES\_NO

Rated Electric Power	18.00 kW		
Intake air DBT / RH	8.8 °C / 53 %	Discharge air DBT / RH	20.0 °C / 26 %
Air velocity	5.70 m/s	Pressure drop Wet / Dry Wet	130 Pa
Air Volume Flow	3900.00 m³/h		
Heating capacity	14.7 kW		

**Acoustic data**

Acoustic power level [dB(A)]	Frequency	125 [Hz]	250 [Hz]	500 [Hz]	1000 [Hz]	2000 [Hz]	4000 [Hz]	8000 [Hz]	Lw [dB(A)]
Inlet	[dB(A)]	51.3	63.7	68.7	68.2	64.7	58.4	51.9	73.1
Outlet	[dB(A)]	54.9	68.2	74.1	73.6	71.9	65.6	60.0	78.8
Environment	[dB(A)]	40.8	52.1	50.0	44.4	36.7	29.2	15.6	54.9

Acoustic pressure level at 1 meter distance [dB(A)]	Frequency	125 [Hz]	250 [Hz]	500 [Hz]	1000 [Hz]	2000 [Hz]	4000 [Hz]	8000 [Hz]	Lp [dB(A)]
	[dB(A)]	33.8	45.1	43.0	37.4	29.7	22.2	8.6	47.9





### Exhaust airflow 3

#### Panel Filter

##### Type M5/50.EU5MPleat.Int.Sld

ePM10 40% - ISO 16890 - EFF CLASS E Flat Mini-Pleat Filter[26.0]

Filter Energy Performance Class E

#### Winter operation

50% Dirty Air Pressure Drop 122 Pa  
 Initial Air Pressure Drop 93 Pa  
 100% Dirty Air Pressure Drop 150 Pa  
 Air velocity 2.46 m/s

#### Summer operation

50% Dirty Air Pressure Drop 122 Pa  
 Initial Air Pressure Drop 93 Pa  
 100% Dirty Air Pressure Drop 150 Pa  
 Air velocity 2.46 m/s

#### Air Filter Sizes

P.FLT (1-2-0301-0202) 2,000 x Pcs

#### Plug-Fan Set

##### Fan Section PLUG\_DD\_225\_0,74\_1.33

EC\_IE4\_F\_IMB14\_71\_1.33p\_T 771.3.570-2 225|0.74kW|1.33x2

Qty in section x 2

Fan Set Designed for wet operating conditions

The fan system effects is taken into account in the fan performances.

##### Fan PLUG\_VS\_225\_AF\_Px 2

Total Static Pressure	696 Pa	Impeller efficiency: Static / Total	67 %/75 %
Dynamic pressure	88 Pa	Shaft power	0.57 kW x 2
External pressure	300 Pa	Working revolutions	4428 1/min
Total Pressure	784 Pa		

#### Winter operation

Air Volume Flow 3900.00 m³/h

#### Summer operation

Air Volume Flow 3900.00 m³/h

##### Motor EC\_IE4\_F\_71\_IMB14\_1.33p\_0.74\_50x 2

771.3.570-2 EC 50Hz

Rated revolutions 4500 1/min

Operational Voltage 230 V/1 ph Rated Power 0.74 kW x 2

Name plate RPM 230 V/1 ph/50 Hz

#### EC Motor Controller





EC Controller Settings 49 Hz

**Winter operation**

EPC for mean contaminated filters 1.31 kW  
 EPC for clean filters 1.27 kW  
 SFP for clean filters 1.17 kW/m³/s

**Summer operation**

EPC for mean contaminated filters 1.31 kW  
 EPC for clean filters 1.27 kW  
 SFP for clean filters 1.17 kW/m³/s

**Fan Section Power Supply Additional Info**

C20/3

**Acoustic data**

Acoustic power level [dB(A)]	Frequency	125 [Hz]	250 [Hz]	500 [Hz]	1000 [Hz]	2000 [Hz]	4000 [Hz]	8000 [Hz]	Lw [dB(A)]
Inlet	[dB(A)]	54.0	67.4	73.3	73.6	72.0	66.5	60.9	78.6
Outlet	[dB(A)]	56.7	70.1	76.0	76.3	74.7	70.1	64.5	81.3
Environment	[dB(A)]	41.7	53.1	51.0	45.3	37.7	30.1	16.5	55.9

Acoustic pressure level at 1 meter distance [dB(A)]	Frequency	125 [Hz]	250 [Hz]	500 [Hz]	1000 [Hz]	2000 [Hz]	4000 [Hz]	8000 [Hz]	Lp [dB(A)]
	[dB(A)]	34.7	46.1	44.0	38.3	30.7	23.1	9.5	48.9

**AHU Discharge and Intake Opening Sizes & Unit Accessories**

**Supply**

**Exhaust**

Controls Selection Mode: Functional set

AHU Discharge and Intake Opening Sizes	Supply	Exhaust
Air Inlet	Front 861x480	Front 861x480
Air Outlet	Front 861x480	Front 861x480
Air Damper	Supply	Exhaust
Air Inlet	Provided	Not Provided
Air Outlet	Not Provided	Provided
Flexible Connection	Supply	Exhaust
Air Inlet	Provided	Provided
Air Outlet	Provided	Provided

**Control application**

Functional Code AR|3|0|0|0|0|0|0|6|3|0|0|0|0|0|1  
 APP Code uPC3 (AR-130)  
 Main Temp. Sensor Duct Exhaust

**Human Machine Interface**

**Options**

BMS	Yes	Differential Pressure Transducer	CAV
HMI Advanced (Settings)	Yes		
HMI Basic (User)	Yes		
Control Box	Yes		

**Air damper actuators**

Name Code Set





Air Damper Actuator ON-OFF 10Nm      ADMP.ACT.SET ON-OFF 10Nm      2

**Temperature sensor**

Name	Code	Set
Resp_Controls_TempSensors_Temp. Sensor NTC10k (Outdoor)	Temp. Sensor NTC10k (Outdoor)	3
Duct temperature sensor NTC 10k	Temp. Sensor NTC10k (Duct)	1

**Transducers and Switches**

Name	Code	Set
Differential Pressure Transducer CAV	PRSS.TRDC_CAV	1

**AHU Connection Box**

**AHU Connection Box**

Rated Power	3.70 kW	Full Load Amps	22.0 A
Power Connection	3x400V AC +N+PE	Power Cord	5 x 4,00 mm <sup>2</sup>

**TDS\_AHUPowerConnection\_ElectricHeaters**

1 HP

**TDS\_AHUPowerConnection\_Heaters**

Rated Power	18.00 kW
Power Connection	400V+PE
Full Load Amps	26.0 A
TDS_AHUPowerConnection_MCA	32.5 A
TDS_AHUPowerConnection_CircuitBreaker	40.0 A
Power Cord	4 x 6,00 mm <sup>2</sup>

**TDS\_AHUPowerConnection\_Controls**

Rated Power	18.00 kW
Power Connection	230V+N+PE
Full Load Amps	0.2 A
Power Cord	3 x 0,75 mm <sup>2</sup>

**DECLARATION OF PERFORMANCE - Product information - (EU) 1253/2014 annex V as referred to in art. 4(2)**

No.	Parameter	Unit	Value
1	Manufacturer's name		VTS sp. z o.o.
2	Manufacturer's product code		VVS030c-F-R-V-H
3	Declared type		NRVU, BVU
4	Type of drive installed		VFD(AC) or Controller(EC)
5	Type of energy recovery		Other
6	Thermal efficiency of heat recovery	%	73.00
7	Nominal NRVU flow rate		1.08 / 1.08
8	Effective electric power input	kW	1.41 / 1.31
9	Internal Specific Fan Power (SFPint)	w/m <sup>3</sup> /s	583.16 / 637.26
10	Face velocity	m/s	2.46
11	Nominal external pressure	Pa	300.00 / 300.00
12	Internal Pressure Drop of ventilation components Δps,int	Pa	359.55 / 366.76
13	Internal pressure drop of non-ventilation components Δps,add	Pa	143.55 / 29.29
14	Maximum Leakage Rate	%	0.01 / 0.01
15	Energy performance of filters (declared information about the calculated annual energy consumption)		EU7MPleat / F7 / - / EU5MPleat / M5 / -
16	Description of visual filter warning for NRVUs		Supported by control application
17	Casing sound power level LWA	dBA	56
18	Internet address for disassembly instructions		<a href="http://www.vtsgroup.com">http://www.vtsgroup.com</a>



19	Ecodesign Compliance	Yes (2018 +)
----	----------------------	--------------

**Section splits**

Transport Sections	Mass [Kg]	LENGTH [mm]	WIDTH [mm]	HEIGHT [mm]
1	249	1079	967	1254
2	52	710	967	672

Transport Sections Dims

